

EYFS and
Year One
Phonics
Meeting

Tuesday 24th September 2019

What is Phonics?

- ▶ Phonics teaches children to be able to listen carefully and identify the phonemes that make up each word. This helps children to learn to read words and to spell words.
- ▶ Words are made up from small units of sound called phonemes.

Phonics at Hardy Mill

In school, we follow the Letters and Sounds programme. Letters and Sounds is a phonics resource which consists of six phases.

We also use Jolly Phonics to teach each sound. With every sound there is an action.

Phases

Phase 1: developing speaking and listening skills (Nursery and beginning of Reception).

Phase 2: learning the first 19 phonemes.

Phase 3: learning 26 phonemes including the remaining single phonemes as well as digraphs and digraphs.

Phase 4: application of phase 3 in multi syllable words

Phase 5: alternative phonemes and example split digraphs e.g a-e.

Phase 6: word specific reading and spellings.

Terminology

Phoneme – sounds which letters make for example 'm'.

Graphemes – what the sound looks like.

Segmenting – breaking a word up into sounds (spelling)

Blending – putting sounds together to hear the word (reading)

Digraph – two letters that make one sounds e.g. ch


Trigraph – three letters that make one sound e.g.

Segmenting

- ▶ Breaking down words for spelling.

cat


c a t



Segmenting

shop

sh o p



Blending

Building words from phonemes to read.

c a t

cat

Blending

sh o p

shop

Red Tricky Words

- ▶ Words which cannot be sounded out are called 'red tricky words' e.g. the, she, my, said.
- ▶ Sets of these words get sent home 4 times a year throughout Reception and Year One.
- ▶ Children will be expected to read and write these from memory.

Being a successful reader

Two main skills include:

- ▶ Phonics- decoding by blending the sounds in words to read them.
- ▶ Language comprehension- understand what the word means within the context it appears.
- ▶ Language development and phonics working together supports reading development.

What does a Phonics lesson look like?

Revisit/review	Flashcards to practice phonemes learnt so far and red tricky words.
Teach	Teach new phoneme 'igh'
Practice	Reading words with 'igh' High, light, bright, right, fright.
Apply	Writing words and sentences. Practising holding a sentence. Guided reading.

Reading Books

- ▶ Wordless – these are to help develop children’s ability to use pictures to create a narrative. Important to ask ‘why’ questions to children’s ideas.
- ▶ Worded books are colour banded. First books are pink band.

Book bands

- | | |
|-----------|--------------|
| 1. Lilac | 7. Orange |
| 2. Pink | 8. Turquoise |
| 3. Red | 9. Purple |
| 4. Yellow | 10. Gold |
| 5. Blue | 11. White |
| 6. Green | 12. Lime |

Expectation for end of Reception is Blue band books and end of Year One is turquoise.

School reading

Reception: children read daily in phonics sessions. Children also read 1:1 with an adult twice weekly. We change children's books on Tuesdays and Fridays so they are reading two books per week at home.

Year One: children read daily in phonics sessions, English lessons and topics lessons such as science, history and geography. Reading book change days are Monday, Wednesday, and Friday. In addition to this we listen to children read once a week.

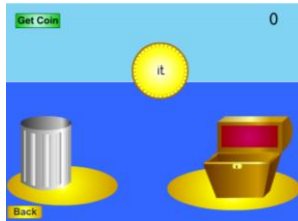
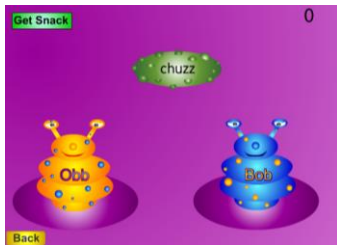
Year One Phonics Screening

The phonics screening check is taken individually by all children in Year 1 in England, and is usually taken in June. It is designed to give teachers and parents information on how your child is progressing in phonics. It will help to identify whether your child needs additional support at this stage so that they do not fall behind in this vital early reading skill.

Children are asked to read 40 words based on their phonetic skills they have learnt in Reception and Year One. These include real words for example 'chop' 'coins' as well as nonsense words for example 'vuss' 'quop' nonsense or 'alien' words are included in the check specifically to assess whether your child can decode a word using phonics skills and not their memory.

Resources

Phonics Play website



Alphablocks on Cbeebies.



Twinkl phonics app for Ipad




Resources



<https://www.youtube.com/watch?v=vMEvxTGvi4c>

Mr Thorne does phonics



https://assets.publishing.service.gov.uk/government/uploads/system/uploads/attachment_data/file/715823/2018_phonics_pupils_materials_standard.pdf

2018 phonics
screening check

Resources



The screenshot shows the homepage of the 'Letters and Sounds' website. At the top, the title 'Letters and Sounds' is written in large, colorful, multi-colored letters. Below it, the URL 'www.letters-and-sounds.com - Free resources for Letters and Sounds phonics' is displayed. A navigation bar includes a 'PRINTABLE WORKSHEETS' button with a right-pointing arrow and the text 'Ideas, Activities Centers & More! Push core skills to your class'. Below the navigation bar are several filter buttons: 'All Choices', 'Free Printouts', 'PDF for Free', and 'Letter and Sounds'. On the left side, there is a vertical menu with links for 'Home', 'What is Letters and Sounds?', 'Phase 1 Introduction', 'Phase 1 Resources', 'Phase 1 Games', 'Phase 2 Introduction', and 'Phase 2 Resources'. The main content area features the heading 'Free Letters and Sounds Resources'. The text below this heading explains that the resources are free and aimed at supporting the DfES Letters and Sounds phonics programme. It mentions that the resources are designed to engage all children and are based on themes that appeal to both boys and girls. A small illustration of a red truck with the letters 'at' on its side is shown. To the right of the text, there is a promotional banner for Gerber 2nd Foods, 2-pk. Puree Tubes, priced at 10 for \$12. The banner features images of various fruit puree tubs.

Letters and sounds website

<http://www.letters-and-sounds.com/>



The more that

YOU READ,

**THE MORE THINGS
YOU WILL KNOW.**

The more that you learn,

**THE MORE PLACES
YOU'LL GO.**

-DR. SEUSS

Any questions?