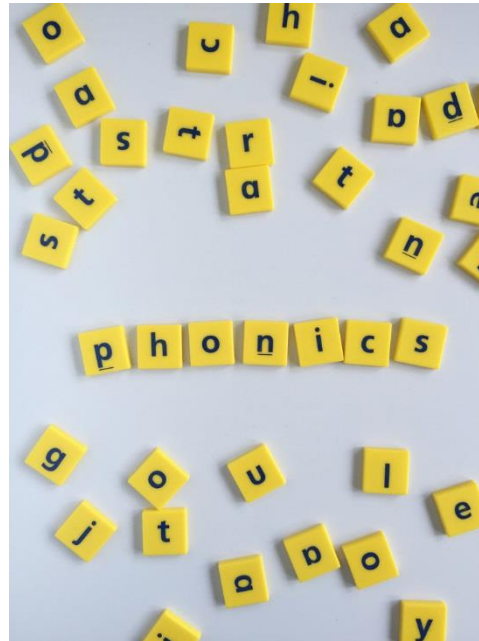


# Year 1 Phonics Meeting



# What is Phonics?

- ▶ Phonics is recommended as the first strategy that children should be taught in helping them learn to read.
- ▶ Phonics teaches children to be able to listen carefully and identify the phonemes that make up each word. This helps children to learn to read words and to spell words.
- ▶ In school, we follow the Letters and Sounds programme. Letters and Sounds is a phonics resource which consists of six phases.

# Terminology

**Phoneme** - sounds which letters make.

**Graphemes** - what the sound looks like.

**Segmenting** - breaking a word up into sounds


**Blending** - putting sounds together to hear the word (reading)

**Digraph** - two letters that make one sounds e.g. ch

Segmenting

Queen

q u e e n



# Blending

Building words from  
phonemes to read.

c a t

cat

# Red Tricky Words

- ▶ Words which cannot be sounded out are called 'red tricky words' e.g. the.

# Phases and groupings

Phase 3

Phase 4

Phase 5

# What does a Phonics lesson look like?

Revisit/review	Flashcards to practice phonemes learnt so far and red tricky words.
Teach	Teach new phoneme 'n'
Practice	Play Buried treasure reading words with 'n' not, fin, tin, win, rin, min, pin, Practice writing 'n' grapheme
Apply	Read captions and write words.



# Reading Books

- Reading *and* understanding
- Phonics - taught alongside guided reading
- School library book

## Book bands:

Lilac, pink, red, yellow, blue, green, orange, turquoise, purple, gold, white, lime, brown, dark blue, dark red, free reader

Book changing days - Monday, Wednesday, Friday

# Phonics Screening Check

- Test dates – Week commencing **Monday 10<sup>th</sup> June**
- Pass mark *usually* 32/ 40 – the threshold is shared with schools at the end of June
- Shared with parents in the end of year report.



# How you can help:

➤ Homework tasks:

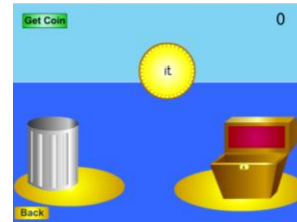
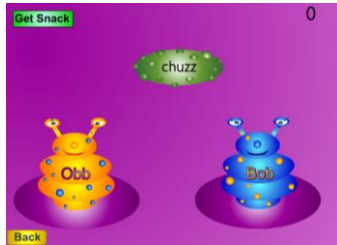
- Home learning book (phonics)

## Top tips!

1. Read regularly
2. Boost comprehension
3. Revisit familiar books
4. Read aloud
5. Spread the joy!

# Resources

## Phonics Play website



Twinkl phonics app for Ipad.



# Handwriting

## ➤ Continuous cursive

a b c d e f g h i j k l m n o p q r s t u v w x y z

## ➤ Letters are grouped:



The Ladder Family  
Continuous Cursive



The One-Armed Robot Family  
Continuous Cursive

The Curly Caterpillar Family  
Continuous Cursive



The Zigzag Monster Family  
Continuous Cursive



# Handwriting

## Benefits:

- *Supports children with their spelling.*
- *Children learn a single system (rather than printing, followed by joining)*
- *Taught at least three times per week.*
- *To achieve greater depth at the end of KS1 children must be able to join some letters.*

*Thank You!*